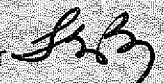




Kentucky High School Athletic Association

2280 Executive Drive ° Lexington, KY 40505 ° www.khsaa.org ° (859)299-5472 (859)293-5999 (fax)

To: Superintendent, Principal, and Athletic Director

From: Brigid L. DeVries, Commissioner
Larry Boucher, Assistant Commissioner 


Date: August 13, 2003

Subject: 2002-2003 Annual Report Forms Submission

School: Johnson Central High School

Enclosed please find a copy of Form T-65, The 2002-2003 Annual Report Forms Checklist. In addition, you may find an attachment with corrected copies of the forms submitted by your school personnel. Please review this information so the forms can be completed accurately in the future. Also, KHSAA Audit Staff may have requested a re-submission of some of the 2002-2003 Annual Report Forms or need additional information on your athletic programs. Please submit this information by the date requested if this is applicable. Copies and all KHSAA Title IX documents must be kept current and included in your permanent Title IX File at the school. All documents are subject to Open Records Requests.

Should you need any further information, please do not hesitate to call anytime.



MEMORANDUM

TO: KHSAA Member School Superintendents, Principals, and Athletic Directors

FROM: Brigid L. DeVries, Commissioner
Larry Boucher, Executive Assistant Commissioner

DATE: June 17, 2003

RE: 2003 Title IX Forms Submission

School	Johnson Central High School	Reviewed by	Phyllis Catlett
--------	-----------------------------	-------------	-----------------


The following is a status report regarding the required 2002 - 2003 Title IX submission of forms due in to the KHSAA office by April 15, 2003. Appropriate audit personnel have reviewed these forms and the following is a summary of this review.

I. Checklist of Forms properly submitted in a satisfactory manner:

✓	GE 19 (Annual Verification)	✓	T-35 (Budget Expenses)
✓	T-1 (Summary Program Chart 1)	✓	T-36 (Budget Expenses)
✓	T-2 (Summary Program Chart 2)	✓	T-41 (Checklist – Overall Interscholastic Program)
✓	T-3 (Summary Program Chart 3)	✓	T-60 (Corrective Action Plan)
✓	T-4 (Summary Program Chart 4)	✓	T-63 (Interscholastic Survey Results)

II. Status

A.	✓	2002 – 2003 Forms are satisfactory and no further information or action is necessary at this time.
B.		Errors have been noted with respect to the following forms and corrected copies are being returned to you for placement in your Title IX file to ensure proper submission in the future.
C.		The following forms were omitted and must be submitted by school representatives.
D.	✓	Other Recommendation and Comments: <ul style="list-style-type: none"> • The school has a very comprehensive Corrective Action Plan. • It is recommended that school personnel survey students in grades 8-11.



MEMORANDUM

To: KHSAA Member School Superintendents, Principals, and Athletic Directors
 From: Brigid L. DeVries, Commissioner
 Larry Boucher, Assistant Commissioner

Date: JUNE 17 2003

Re: 2003 Title IX Forms Submission

School	<u>STANLEY CENTRAL HIGH</u>	Reviewed by	<u>PHYLLIS CHATLERT</u>
--------	-----------------------------	-------------	-------------------------

The following is a status report regarding the required 2002-2003 Title IX submission of forms which were due in to the KHSAA office by April 15, 2003. Appropriate audit personnel have reviewed these forms and the following is a summary of this review.

I. Checklist of Forms properly submitted in a satisfactory manner:

<input checked="" type="checkbox"/>	GE 19 (Annual Verification)	<input checked="" type="checkbox"/>	T-35 (Budget Expenses)
<input checked="" type="checkbox"/>	T-1 (Summary Program Chart 1)	<input checked="" type="checkbox"/>	T-36 (Budget Expenses)
<input checked="" type="checkbox"/>	T-2 (Summary Program Chart 2)	<input checked="" type="checkbox"/>	T-41 (Checklist - Overall Interscholastic Program)
<input checked="" type="checkbox"/>	T-3 (Summary Program Chart 3)	<input checked="" type="checkbox"/>	T-60 (Corrective Action Plan)
<input checked="" type="checkbox"/>	T-4 (Summary Program Chart 4)	<input checked="" type="checkbox"/>	T-63 (Interscholastic Survey Results)

II. Status

A.	<input checked="" type="checkbox"/>	2002-2003 Forms are satisfactory and no further information or action is necessary at this time.
B.	<input type="checkbox"/>	Errors have been noted with respect to the following forms and corrected copies are being returned to you for placement in your Title IX file to ensure proper submission in the future.
C.	<input type="checkbox"/>	The following forms were omitted and must be submitted by school representatives.
D.	<input type="checkbox"/>	Other Recommendation and Comments: <i>The school has a very comprehensive corrective action plan. It is recommended that the school survey students in grades 8-11 over a full summer.</i>

RECEIVED OCT 12 2000



KENTUCKY HIGH SCHOOL ATHLETIC ASSOCIATION
ANNUAL VERIFICATION OF TITLE IX PROCEDURES
(To be submitted annually by June 30)

The Johnson Central High School, Paintsville, Kentucky
(Name of High School) (City)

certifies to the Kentucky High School Athletic Association that the following is an accurate and true representation of the facts surrounding compliance with Title 20, U.S.C. Titles 1681-1688, et. Seq. (also known as Title IX)

I certify the following provisions in accordance with records at the school, and to the best of my knowledge

- The above referenced school has established a Gender Equity Committee and completed its tasks as follows
 - Meeting dates during past twelve months 9-22-99; 12-7-99; 12-15-99; 3-9-2000
 - Date of next Gender Equity Committee meeting August 2000 (TBA after adoption of 2000-01
 - Gender Equity Committee Coordinator Dr. Zella Wells calendar)
 - Committee members (please print name and title) Listed on following page
- The above referenced school has a corrective action plan in place with a time-table for implementation with an planned changes.
 - Date of completion of last review of coaching stipends 12-15-99
 - Date of completion of last review of sports budgets 12-15-99
 - Date of completion of last implementation plan Draft plan approved on 3-8-2000
 - Facilities Use & Improvement 12-15-99
 - Practice times & playing schedules 12-15-99
 - Coaching 12-15-99
 (Attach timetable for improvement if areas have been identified.)
- The above referenced school has monitored the execution of the school's Title IX plan and made periodic reviews the progress.
 - Date of completion of last self-assessment audit 12-15-99
- In addition to the above information, the above referenced school maintains a complete permanent file relative to Title IX records including copies of the self-assessment audit, corrective action plan, and other related materials.

<u>Steve Trinkel</u> (School Authorized Signature)	<u>JCHS Principal</u> Position (Principal, Designated Rep)	<u>March</u> , 19 <u>2000</u> (Date)
<u>W. L. Hamlett</u> (Superintendent Signature)	<u>F. K. Bellino</u> (School Board Chairperson)	



KENTUCKY HIGH SCHOOL ATHLETIC ASSOCIATION
ANNUAL VERIFICATION OF TITLE IX PROCEDURES
(To be submitted annually by June 30)

The Johnson Central High School, Paintsville, Kentucky
(Name of High School) (City)

certifies to the Kentucky High School Athletic Association that the following is an accurate and true representation of the facts surrounding compliance with Title 20, U.S.C. Titles 1681-1688, et. Seq. (also known as Title IX)

I certify the following provisions in accordance with records at the school, and to the best of my knowledge

- The above referenced school has established a Gender Equity Committee and completed its tasks as follows
 - Meeting dates during past twelve months 9-22-99; 12-7-99; 12-15-99; 3-9-2000
 - Date of next Gender Equity Committee meeting August 2000 (TBA after adoption of 2000-01
 - Gender Equity Committee Coordinator Dr. Zella Wells calendar)
 - Committee members (please print name and title) Listed on following page
- The above referenced school has a corrective action plan in place with a time-table for implementation with any planned changes.
 - Date of completion of last review of coaching stipends 12-15-99
 - Date of completion of last review of sports budgets 12-15-99
 - Date of completion of last implementation plan Draft plan approved on 3-8-2000
 - Facilities Use & Improvement 12-15-99
 - Practice times & playing schedules 12-15-99
 - Coaching 12-15-99
 (Attach timetable for improvement if areas have been identified.)
- The above referenced school has monitored the execution of the school's Title IX plan and made periodic reviews of the progress.
 - Date of completion of last self-assessment audit. 12-15-99
- In addition to the above information, the above referenced school maintains a complete permanent file relative to Title IX records including copies of the self-assessment audit, corrective action plan, and other related materials.

Steve Trinkel
(School Authorized Signature)

JCHS Principal
Position (Principal, Designated Rep)

March, ~~2000~~ 2000
(Date)

W. L. Hamlett
(Superintendent Signature)

J. K. Bellomo
(School Board Chairperson)

(Send original copy to KHSAA - Maintain duplicate in Title IX folder)

RECEIVED OCT 12 1999

Buys -248

Steve Trimble Principal Johnson Central High
KHSAA Form 701
Rev. 11/98

Dec. 1999

JANUARY 2000

INTERSCHOLASTIC ATHLETICS STUDENT SURVEY

1. Is the School District offering the interscholastic sport(s) you want to play?
 Yes
 No, I want to play _____
 I am not interested in athletics

2. During the fall season, which interscholastic sport would you like to play?
135 Football
 Girls' Volleyball
31 Boys' Volleyball
22 Boys' Cross-Country
 Girls' Cross-Country
 Girls' Field Hockey
25 Boys' Golf
 Girls' Golf
 Boys' Soccer
 Girls' Soccer
 Other (please list any sport you are interested in playing)
3 racing 5 Boxing 2 Ping Pong 1 Archery
 I would not participate 2 Skateboarding

3. During the winter season, which interscholastic sport would you like to play?
117 Boys' Basketball
 Girls' Basketball
23 Boys' Swimming & Diving
 Girls' Swimming & Diving
64 Boys' Wrestling
3 ~~Girls'~~ Gymnastics
17 Boys' and Girls' Indoor Track
 Other (please list any sport you are interested in playing)
4 wt lifting 3 Hockey 1 Rugby
 I would not participate

4. During the spring season, which interscholastic sport would you like to play?
43 Boys' Track
 Girls' Track
 Girls' Tennis
25 Boys' Tennis
 Girls' Slow Pitch Softball
 Girls' Fast Pitch Softball
89 Boys' Baseball
 Other (please list any sport you are interested in playing)
 I would not participate

8 Lacross 3 Ice Hockey
1 M. Baseball 1 Bowling

244 Girls

136 not interested & would not participate

JCHS SEP 16 2010

INTERSCHOLASTIC ATHLETICS STUDENT SURVEY

1. Is the School District offering the interscholastic sport(s) you want to play?
 Yes
 No, I want to play _____
 I am not interested in athletics

2. During the **fall season**, which interscholastic sport would you like to play?
 23 Football (Proctor Puff)
 154 Girls' Volleyball
 Boys' Volleyball
 Boys' Cross-Country
 15 Girls' Cross-Country
 10 Girls' Field Hockey
 Boys' Golf
 7 Girls' Golf
 Boys' Soccer
 57 Girls' Soccer
 Other (please list any sport you are interested in playing)

I would not participate

3. During the **winter season**, which interscholastic sport would you like to play?
 1 Tether ball 1 Rugby 1 Archery 2 Lacrosse

- Boys' Basketball
 57 Girls' Basketball
 Boys' Swimming & Diving
 27 Girls' Swimming & Diving
 Boys' Wrestling
 65 Girls' Gymnastics
 16 Boys' and Girls' Indoor Track
 Other (please list any sport you are interested in playing)

7 Wrestling 10 Cherleading
 I would not participate

4. During the **spring season**, which interscholastic sport would you like to play?

- Boys' Track
 42 Girls' Track
 74 Girls' Tennis
 Boys' Tennis
 34 Girls' Slow Pitch Softball
 39 Girls' Fast Pitch Softball
 Boys' Baseball
 Other (please list any sport you are interested in playing)

8 Dance Team, 2 Kickboxing, 7 Band 1 Boating
 I would not participate

INTERSCHOLASTIC ATHLETICS STUDENT SURVEY

1. Is the School District offering the interscholastic sport(s) you want to play?

Yes

No, I want to play _____

I am not interested in athletics

2. During the **fall season**, which interscholastic sport would you like to play?

Football

Girls' Volleyball

Boys' Volleyball

Boys' Cross-Country

Girls' Cross-Country

Girls' Field Hockey

Boys' Golf

Girls' Golf

Boys' Soccer

Girls' Soccer

Other (please list **any** sport you are interested in playing)

 I would not participate

3. During the **winter season**, which interscholastic sport would you like to play?

Boys' Basketball

Girls' Basketball

Boys' Swimming & Diving

Girls' Swimming & Diving

Boys' Wrestling

Girls' Gymnastics

Boys' and Girls' Indoor Track

Other (please list **any** sport you are interested in playing)

 I would not participate

4. During the **spring season**, which interscholastic sport would you like to play?

Boys' Track

Girls' Track

Girls' Tennis

Boys' Tennis

Girls' Slow Pitch Softball

Girls' Fast Pitch Softball

Boys' Baseball

Other (please list **any** sport you are interested in playing)

 I would not participate

5. Do you participate in intramural sports? If you do, which sports(s)?
 Yes _____
 No _____

6. Which intramural sports, if any, would you like to see added?

7. Do you participate in non-school sport activities? If you do, which sport(s)?
 Yes _____
 No _____

8. Are you currently participating in interscholastic athletics during any season?
 Yes
 No Why don't you participate in interscholastic athletics?
 I prefer other activities such as band, chorus, etc.
 I don't have time
 The practice schedules and game times are inconvenient
 The sport I like isn't offered
 It's too expensive
 I prefer to participate in club or intramural sports
 Working
 Other

9. Do you have any suggestions to encourage participation?

Optional
Name: _____
Age: _____

Boys -248

Steve Trimble Principal Johnson Central High
KHSAA Form T61
Rev. 11/99

Dec. 1999

The JCHS student survey results correspond to much of the info. requested on Forms: T61 + T3

INTERSCHOLASTIC ATHLETICS SURVEY

- 1. Is the School District offering the interscholastic sports you are interested in?
 - Yes
 - No, I want to play _____
 - I am not interested in athletics

- 2. During the **fall season**, which interscholastic sport would you like to play?

- 135 Football
- Girls' Volleyball
- 31 Boys' Volleyball
- 22 Boys' Cross-Country
- Girls' Cross-Country
- Girls' Field Hockey
- 25 Boys' Golf
- Girls' Golf
- Boys' Soccer
- Girls' Soccer
- Other (please list **any** sport you are interested in playing)
- 3 racing 5 Boxing 2 Ping Pong 1 Archery
- I would not participate 2 Skateboarding

- 3. During the **winter season**, which interscholastic sport would you like to play?

- 117 Boys' Basketball
- Girls' Basketball
- 23 Boys' Swimming & Diving
- Girls' Swimming & Diving
- 64 Boys' Wrestling
- 3 ~~Girls~~ Gymnastics
- 17 Boys' and Girls' Indoor Track
- Other (please list **any** sport you are interested in playing)
- 4 wt lifting 3 Hockey 1 Rugby
- I would not participate

- 4. During the **spring season**, which interscholastic sport would you like to play?

- 43 Boys' Track
- Girls' Track
- Girls' Tennis
- 25 Boys' Tennis
- Girls' Slow Pitch Softball
- Girls' Fast Pitch Softball
- 89 Boys' Baseball
- Other (please list **any** sport you are interested in playing)
- I would not participate
- 8 Lacrosse 3 Ice Hockey
- 1 M Band 1 Bowling

244 Girls

136 not interested & wouldn't participate

JCHS SPRING 2000

INTERSCHOLASTIC ATHLETICS STUDENT SURVEY

1. Is the School District offering the interscholastic sport(s) you want to play?
 Yes
 No, I want to play _____
 I am not interested in athletics

2. During the **fall season**, which interscholastic sport would you like to play?
 23 Football (Power Puff)
 154 Girls' Volleyball
 Boys' Volleyball
 Boys' Cross-Country
 15 Girls' Cross-Country
 10 Girls' Field Hockey
 Boys' Golf
 7 Girls' Golf
 Boys' Soccer
 57 Girls' Soccer
 Other (please list **any** sport you are interested in playing)

I would not participate

3. During the **winter season**, which interscholastic sport would you like to play?
1 Jethu ball 1 Rugby 1 Archery 2 Lacross

- Boys' Basketball
 57 Girls' Basketball
 Boys' Swimming & Diving
 27 Girls' Swimming & Diving
 Boys' Wrestling
 65 Girls' Gymnastics
 16 Boys' and Girls' Indoor Track
 Other (please list **any** sport you are interested in playing)

7 Wrestling 10 Cheerleading
 I would not participate

4. During the **spring season**, which interscholastic sport would you like to play?

- Boys' Track
 42 Girls' Track
 74 Girls' Tennis
 Boys' Tennis
 34 Girls' Slow Pitch Softball
 39 Girls' Fast Pitch Softball
 Boys' Baseball
 Other (please list **any** sport you are interested in playing)

8 Dance Team, 2 Kickboxing, 7 Band 1 Bowling
 I would not participate

INTERSCHOLASTIC ATHLETICS STUDENT SURVEY

1. Is the School District offering the interscholastic sport(s) you want to play?

Yes
 No, I want to play _____
 I am not interested in athletics

2. During the **fall season**, which interscholastic sport would you like to play?

Football
 Girls' Volleyball
 Boys' Volleyball
 Boys' Cross-Country
 Girls' Cross-Country
 Girls' Field Hockey
 Boys' Golf
 Girls' Golf
 Boys' Soccer
 Girls' Soccer
 Other (please list **any** sport you are interested in playing)

 I would not participate

3. During the **winter season**, which interscholastic sport would you like to play?

Boys' Basketball
 Girls' Basketball
 Boys' Swimming & Diving
 Girls' Swimming & Diving
 Boys' Wrestling
 Girls' Gymnastics
 Boys' and Girls' Indoor Track
 Other (please list **any** sport you are interested in playing)

 I would not participate

4. During the **spring season**, which interscholastic sport would you like to play?

Boys' Track
 Girls' Track
 Girls' Tennis
 Boys' Tennis
 Girls' Slow Pitch Softball
 Girls' Fast Pitch Softball
 Boys' Baseball
 Other (please list **any** sport you are interested in playing)

 I would not participate

5. Do you participate in intramural sports? If you do, which sports(s)?
_____ Yes _____
_____ No _____

6. Which intramural sports, if any, would you like to see added?

7. Do you participate in non-school sport activities? If you do, which sport(s)?
_____ Yes _____
_____ No _____

8. Are you currently participating in interscholastic athletics during any season?
_____ Yes
_____ No Why don't you participate in interscholastic athletics?
_____ I prefer other activities such as band, chorus, etc.
_____ I don't have time
_____ The practice schedules and game times are inconvenient
_____ The sport I like isn't offered
_____ It's too expensive
_____ I prefer to participate in club or intramural sports
_____ Working
_____ Other

9. Do you have any suggestions to encourage participation?

Optional
Name: _____
Age: _____

ACCOMMODATION OF INTERESTS AND ABILITIES

SUMMARY PROGRAM CHART 3

Participation Opportunities Test Three

If girls are underrepresented in the interscholastic athletics program, answer the following questions for girls only. If boys are underrepresented in the interscholastic athletics program, answer the following questions for boys only.	GIRLS		BOYS
1. Is there an intramural team offered in a sport not now available in the interscholastic athletics program? (YES or NO)			
2. For a sport <u>not</u> currently offered, is there sufficient interest to form a viable interscholastic team based on participation on an intramural team or community recreation teams? (YES or NO)			
3. For a sport currently offered, is there enough interest to form a viable team for a junior varsity, freshman, or other interscholastic level that is not currently offered? (YES or NO)			
4. If you answered yes to question one, two, <u>or</u> three, are there enough other high schools in your school's normal competitive region offering the sport and competitive level of sport to constitute enough competition for a reasonable competitive schedule? (YES or NO)			

Signature: _____

Date: _____

RECEIVED OCT 12 2000

ACCOMMODATION OF INTERESTS AND ABILITIES

SUMMARY PROGRAM CHART 1

Participation Opportunities Test One

Program	Enrollment	Percentage of Total Enrollment	Number of Interscholastic Participants (double and triple count)	Percent of Total Participation
GIRLS	501	47%	99	32%
BOYS	568	53%	211	68%
Totals	1069	100%	310	100%

Signature: Ray E. Bunt A.D. Date: 10-12-2000

ACCOMMODATION OF INTERESTS AND ABILITIES

SUMMARY PROGRAM CHART 2

Participation Opportunities Test Two

Program	Number of Teams Currently Offered	Number of Teams Added in Last Five Years	Number of Participants Added in Last Five Years	Percent of Total Participation By Sex
GIRLS	varsity:	0	28	12%
	j.v.:	0		
	frosh:	0		
	other:	0		
	total:	0	28	12%
BOYS	varsity:	0	31	12.7%
	j.v.:	0		
	frosh:	0		
	other:	0		
	total:	0	31	12.7%

Signature: *H. P. Bennett A.O.* Date: 10-12-2000

ACCOMMODATION OF INTERESTS AND ABILITIES

SUMMARY PROGRAM CHART 3

Participation Opportunities Test Three

If girls are underrepresented in the interscholastic athletics program, answer the following questions for girls only. If boys are underrepresented in the interscholastic athletics program, answer the following questions for boys only.	GIRLS		BOYS
1. Is there an intramural team offered in a sport not now available in the interscholastic athletics program? (YES or NO)	NO		
2. For a sport <u>not</u> currently offered, is there sufficient interest to form a viable interscholastic team based on participation on an intramural team or community recreation teams? (YES or NO)	Yes		
3. For a sport currently offered, is there enough interest to form a viable team for a junior varsity, freshman, or other interscholastic level that is not currently offered? (YES or NO)	Yes		
4. If you answered yes to question one, two, <u>or</u> three, are there enough other high schools in your school's normal competitive region offering the sport and competitive level of sport to constitute enough competition for a reasonable competitive schedule? (YES or NO)	Yes		

Volleyball

Signature: W. E. Bunker AD.

Date: 10-12-2000

ACCOMMODATION OF INTERESTS AND ABILITIESSUMMARY PROGRAM CHART 4Levels of Competition Test One

Team Levels	GIRLS	BOYS
Number of Varsity Teams Offered	5	7
Number of Participants on Varsity Teams	93	211
Percentage of Total Participants By Sex	31%	69%
Number of Junior Varsity Teams Offered	3	5
Number of Participants on Junior Varsity Teams	18	41
Percentage of Total Participants By Sex	31%	69%
Number of Freshman Teams Offered	1	1
Numbers of Participants on Freshman Teams	12	12
Percentage of Total Participants By Sex	50%	50%

Signature: _____

H. S. Buntz AD

Date: _____

10-12-2000

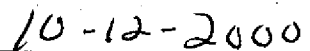
EQUIPMENT AND SUPPLIES - SUMMARY PROGRAM COMPARISON 1

BENEFIT		GIRLS (number of participants)	BOYS (number of participants)
Game Uniform Quality	excellent:	52	132
	good:	25	135
	fair:	25	0
	poor:	0	0
Practice Uniform Quality	excellent:	0	0
	good:	0	0
	fair:	0	98
	poor:	36	0
Sport-specific Quality	excellent:	N/A	N/A
	good:	N/A	N/A
	fair:	N/A	N/A
	poor:	N/A	N/A

Signature:



Date:



EQUIPMENT AND SUPPLIES - SUMMARY PROGRAM COMPARISON 2

BENEFIT	GIRLS	BOYS
Number of teams with student managers	2	10
Number of teams with student managers who are compensated (not volunteers)	0	0
Number of teams with equipment storage arrangements that are:	excellent:	0
	good:	4
	fair:	1
	poor:	0
	0	5
	2	
	0	0

Signature:

H. E. Bunt AD

Date:

10-12-2000

EQUIPMENT AND SUPPLIES - SUMMARY PROGRAM COMPARISON CHART 3

Teams	no. of shorts/pants		no. of shirts/jerseys		no. of jackets		sweats		pairs of shoes		other	sport-specific (list differences)	advantage (girl's team or boy's team)
	G*	P	G	P	G	P	G	P	G	P			
G V basketball	32	36	32	36	16	-	-	-	-	-			152
B V basketball	32	33	32	33	-	-	-	-	-	-			130
G JV basketball	32	36	32	36	-	-	-	-	-	-			136
B JV basketball	-	-	-	-	-	-	-	-	-	-			0
G Fr basketball	-	-	-	-	-	-	-	-	-	-			0
B Fr basketball	-	-	-	-	-	-	-	-	-	-			0
G V softball	25	-	25	-	-	-	-	-	-	-			50
B V baseball	75	-	75	-	-	-	-	-	-	-			150
G JV softball	-	-	-	-	-	-	-	-	-	-			0
B JV baseball	-	-	-	-	-	-	-	-	-	-			0
G Fr softball	N/A												N/A
B Fr baseball	N/A												N/A
G cross country	N/A												N/A
B cross country	N/A												N/A
G V golf	-	-	20	-	-	-	-	-	-	-			20
B V golf	-	-	16	-	-	-	-	-	-	-			16
G JV golf	-	-	-	-	-	-	-	-	-	-			0
B JV golf	-	-	9	-	-	-	-	-	-	-			9

G
G
B
G
B

Signature: Ms. S. B. King A.O. Date: 10-12-2000

EQUIPMENT AND SUPPLIES - SUMMARY PROGRAM COMPARISON CHART 4

Teams	no. of shorts/pants		no. of shirts/jerseys		no. of jackets		sweats		pairs of shoes		other	sport-specific (list differences)	advantage (girl's team or boy's team)
	G	P	G	P	G	P	G	P	G	P			
G V soccer													N/A
B V soccer													N/A
G JV soccer													N/A
B JV soccer													N/A
G Fr soccer													N/A
B Fr soccer													N/A
G swimming													0
B swimming													0
G track	25		25		20		20						90
B track	25		25		20		20						90
G V tennis													N/A
B V tennis													N/A
G JV tennis													N/A
B JV tennis													N/A
G V (list sport)													N/A
B V wrestling					14		14				45 singles		45
G JV (list sport)													N/A
B JV wrestling													N/A

Signature: Hy S. Durr AD Date: 10-12-2000

* Copyright 1999, Good Sports, Inc., Title IX and Gender Equity Specialists. All rights reserved.

EQUIPMENT AND SUPPLIES - SUMMARY PROGRAM COMPARISON CHART 5

Teams	no. of shorts/pants		no. of shirts/jerseys		no. of jackets		sweats		pair of shoes		other	sport-specific (list differences)	advantage (girl's team or boy's team)
	G	P	G	P	G	P	G	P	G	P			
G V volleyball													N/A
B V football	130	65	130	65	-	-	-	-	-	-			390
G JV volleyball													N/A
B JV football	-	-	-	-	-	-	-	-	-	-			0
G Fr volleyball													N/A
B Fr football	-	-	-	-	-	-	-	-	-	-			0
G (list sport)													N/A
B (list sport)													N/A
G (list sport)													N/A
B (list sport)													N/A

* Column heading "G" refers to games, "P" refers to practices

Signature: Hy S. B. Smith Date: 10-12-2000

SCHEDULING OF GAMES AND PRACTICE TIMES - SUMMARY PROGRAM COMPARISON CHART 2

Teams	no. of regular season contests	no. of pre-season scrimmages	no. of post-season tournament contests	time/day of contests okay? Y or N	weeks of practice before first contest	practice time okay? Y or N	practice length okay? Y or N	no. of practices okay? Y or N
G V soccer	N/A							
B V soccer	N/A							
G JV soccer	N/A							
B JV soccer	N/A							
G Fr soccer	N/A							
B Fr soccer	N/A							
G swimming	13	0	2	Y	4	Y	Y	Y
B swimming	13	0	2	Y	4	Y	Y	Y
G track	8	2	1	Y	6	Y	Y	Y
B track	8	2	1	Y	6	Y	Y	Y
G V tennis	N/A							
B V tennis	N/A							
G JV tennis	N/A							
B JV tennis	N/A							
G V (list sport)								
B V wrestling	15	2	3	Y	3	Y	Y	Y
G JV (list sport)								
B JV wrestling	N/A							

Signature: BJE Smith AD Date: 10-12-2000

SCHEDULING OF GAMES AND PRACTICE TIMES - SUMMARY PROGRAM COMPARISON CHART 3

Teams	no. of regular season contests	no. of pre-season scrimmages	no. of post-season tournament contests	time/day of contests okay? Y or N	weeks of practice before first contest	practice time okay? Y or N	practice length okay? Y or N	no. of practices okay? Y or N
G V volleyball N/A								
B V football	10	2	1	Y	5	Y	Y	Y
G JV volleyball N/A								
B JV football	5	0	0	Y	5	Y	Y	Y
G Fr volleyball N/A								
B Fr football	7	0	0	Y	5	Y	Y	Y
G (list sport)								
B (list sport)								
G (list sport)								
B (list sport)								
G (list sport)								
B (list sport)								

Signature: Ray S. Smith AD Date: 10-12-2000

TRAVEL AND PER DIEM BENEFITS - SUMMARY PROGRAM COMPARISON

BENEFIT		GIRLS	BOYS
Number of trips to away games using -	school bus:	46	75
	charter bus:	0	0
	van:	0	0
	rental car:	0	0
	personal car:	0	0
	total trips:	46	75
Arrival time before games -	less than 1 hour:	41	48
	one to two hours:	5	22
	two to three hours:		5
	three to four hours:		
Leave immediately after games?		46	75
Number of teams provided meals at -	fast food:	4	7
	buffet restaurant:		
	good quality restaurant:	1	0
	total no. of teams	5	7
Amount of money for meals		\$5.00 per	\$5.00 per
Advantage - Number of girls' teams or boys' teams with more athletes on travel squad (comparing same sports and competitive levels)		0	0
Number of overnight stays for regular season games		5	6
Number of overnight stays for post-season games		7	13
Type of housing during travel -	medium quality hotels:	2	5
	good quality hotels:	2	1
	low budget hotels:	0	0

Signature: H. E. Bush AD Date: 10-12-2000

COACHING - SUMMARY PROGRAM COMPARISON CHART 1

GIRLS' TEAM COACHES (list coaches' names)	LEVEL OF COMPETITION (V, JV, FR, other)	ON/OFF CAMPUS	YEARS COACHING AT CURRENT SCHOOL	TOTAL YEARS COACHING	COACHING SALARY FOR CURRENT YEAR
BASKETBALL					
Phillip Wireman	V, JV, FR, 8 th	ON	15	22	\$4,450.00
Darren Rice	"	"	1	10	1200.00
Lisa Wileman	"	"	2	2	1200.00
CROSS COUNTRY					
N/A					
GOLF					
Cathy Gullett	V, JV	ON	20	25	\$1,000.00

Signature: By G. B. Smith AD Date: 10-12-2000

* Copyright 1999, Good Sports, Inc., Title IX and Gender Equity Specialists. All rights reserved.

COACHING - SUMMARY PROGRAM COMPARISON CHART 2

GIRLS' TEAM COACHES (list coaches' names)	LEVEL OF COMPETITION (V, JV, FR, other)	ON/OFF CAMPUS	YEARS COACHING AT CURRENT SCHOOL	TOTAL YEARS COACHING	COACHING SALARY FOR CURRENT YEAR
SOCCER					
N/A					
SOFTBALL					
Robin Salyer	V, JV	off	5	7	\$1,000.00
SWIMMING					
Connie Meek	V	on	5	18	\$1,500.00
Leah Reel	V	on	5	5	1,000.00

Signature: Hy E. Bunting AP Date: 10-12-2000

* Copyright 1999, Good Sports, Inc., Title IX and Gender Equity Specialists. All rights reserved.

COACHING - SUMMARY PROGRAM COMPARISON CHART 3

GIRLS' TEAM COACHES (list coaches' names)	LEVEL OF COMPETITION (V, JV, FR, other)	ON/OFF CAMPUS	YEARS COACHING AT CURRENT SCHOOL	TOTAL YEARS COACHING	COACHING SALARY FOR CURRENT YEAR
TENNIS					
N/A					
TRACK					
Debbie Melvin	V	ON	9	29	\$1,500.00
Avery Fairchild	V	ON	3	3	750.00
VOLLEYBALL					
N/A					

Signature: AS [Signature] AP Date: 10-12-2000

COACHING - SUMMARY PROGRAM COMPARISON CHART 4

GIRLS' TEAM COACHES (list coaches' names)	LEVEL OF COMPETITION (V, JV, FR, other)	ON/OFF CAMPUS	YEARS COACHING AT CURRENT SCHOOL	TOTAL YEARS COACHING	COACHING SALARY FOR CURRENT YEAR
OTHER SPORTS (list)					

Signature: _____ Date: ____ / ____ / ____

* Copyright 1999, Good Sports, Inc., Title IX and Gender Equity Specialists. All rights reserved.

COACHING - SUMMARY PROGRAM COMPARISON CHART 5

BOYS' TEAM COACHES (list coaches' names)	LEVEL OF COMPETITION (V, JV, FR, other)	ON/OFF CAMPUS	YEARS COACHING AT CURRENT SCHOOL	TOTAL YEARS COACHING	COACHING SALARY FOR CURRENT YEAR
BASEBALL					
Mike Collins	V, JV	ON	30	30	\$2200.00
Kenny Collinsworth	V, JV	ON	5	5	2,050.00
BASKETBALL					
Johnny R. Turner	V, JV, F	ON	7	26	\$4,450.00
Brian Hall	V, JV, F	ON	7	7	1,200.00
DANNY JOHNSON	V, JV, F	ON	7	25	1,200.00

Signature: Date: 10-12-2000

* Copyright 1999, Good Sports, Inc., Title IX and Gender Equity Specialists. All rights reserved.

COACHING - SUMMARY PROGRAM COMPARISON CHART 6

BOYS' TEAM COACHES (list coaches' names)	CROSS COUNTRY	LEVEL OF COMPETITION (V, JV, FR, other)	ON/OFF CAMPUS	YEARS COACHING AT CURRENT SCHOOL	TOTAL YEARS COACHING	COACHING SALARY FOR CURRENT YEAR
N/A						
FOOTBALL						
Bill Murick		V, JV, F	ON	9	21	\$4,450. ⁰⁰
Maurice Hall		V, JV, F	ON	10	10	3,000. ⁰⁰
Robert Jones		V, JV, F	ON	7	7	3,000. ⁰⁰
Steve Young		V, JV, F	ON	7	7	3,000. ⁰⁰
Chad Webb		V, JV, F	ON	2	2	3,000. ⁰⁰
Billy Johnson		V, JV, F	ON	6	10	3,000. ⁰⁰

Signature: RS Smith AD Date: 10-12-2000

COACHING - SUMMARY PROGRAM COMPARISON CHART 7

BOYS' TEAM COACHES (list coaches' names)	LEVEL OF COMPETITION (V, JV, FR, other)	ON/OFF CAMPUS	YEARS COACHING AT CURRENT SCHOOL	TOTAL YEARS COACHING	COACHING SALARY FOR CURRENT YEAR
GOLF					
Nelson Gallett	V, JV	ON	27	30	\$1,000.00
SOCCER					
N/A					
TENNIS					
N/A					

Signature: Ray S. B... AD Date: 10-12-2000

COACHING - SUMMARY PROGRAM COMPARISON CHART 8

BOYS' TEAM COACHES (list coaches' names)	LEVEL OF COMPETITION (V, JV, FR, other)	ON/OFF CAMPUS	YEARS COACHING AT CURRENT SCHOOL	TOTAL YEARS COACHING	COACHING SALARY FOR CURRENT YEAR
TRACK					
Debbie Melvin	V	ON	9	29	\$1,500.00
Avery Fairchild	V	ON	3	3	750.00
WRESTLING					
Darrin Gamble	V, JV	ON	3	5	\$2,350.00
David Russell	V, JV	ON	3	3	1,000.00
Bob Horn	V, JV	ON	8	15	1,000.00
OTHER SPORTS (list)					

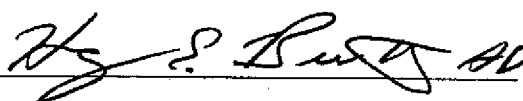
Signature: By S. D. Smith AD Date: 10-12-2000

* Copyright 1999, Good Sports, Inc., Title IX and Gender Equity Specialists. All rights reserved.

LOCKER ROOMS

T 26

Name or location of locker room	Girls Swimming Locker Room
List all teams that use locker room	Boys Swimming
List all teams that use locker room at one time	Boys Swimming
Location in relation to competitive facilities (excellent, good, fair, poor) (if varies by team, list teams and assessment of location)	Excellent
Location in relation to practice facilities (excellent, good, fair, poor) (if varies by team, list teams and assessment of location)	Excellent
Location in relation to other facilities such as equipment rooms, weight and training rooms, etc. (excellent, good, fair, poor) (if varies by team, list teams and assessment of location)	Excellent
Number of full lockers	0
Number of half lockers	0
Number of small (less than half size) lockers	72
Type of seating (e.g., benches, stack or folding chairs, etc.)	Bench
Meeting space (excellent, good, fair, poor)	Good
Maneuvering, walk-around room (excellent, good, fair, poor)	Excellent
Cleanliness (excellent, good, fair, poor)	Good
Is the number of showers sufficient for the number of athletes using the locker room at one time? YES or NO	Yes
Is the number of commodes sufficient for the number of athletes using the locker room at one time? YES or NO	Yes
Overall quality (include consideration of floor, lighting, size, features) (excellent, good, fair, poor)	Good
Special features	

Signature:  Date: 10-12-2000

LOCKER ROOMS

Name or location of locker room	Baseball Locker Room
List all teams that use locker room	Baseball Team
List all teams that use locker room at one time	Baseball Team
Location in relation to competitive facilities (excellent, good, fair, poor) (if varies by team, list teams and assessment of location)	Fair
Location in relation to practice facilities (excellent, good, fair, poor) (if varies by team, list teams and assessment of location)	Excellent
Location in relation to other facilities such as equipment rooms, weight and training rooms, etc. (excellent, good, fair, poor) (if varies by team, list teams and assessment of location)	Fair
Number of full lockers	30
Number of half lockers	0
Number of small (less than half size) lockers	0
Type of seating (e.g., benches, stack or folding chairs, etc.)	None
Meeting space (excellent, good, fair, poor)	Good
Maneuvering, walk-around room (excellent, good, fair, poor)	Good
Cleanliness (excellent, good, fair, poor)	Good
Is the number of showers sufficient for the number of athletes using the locker room at one time? YES or NO	NO
Is the number of commodes sufficient for the number of athletes using the locker room at one time? YES or NO	NO
Overall quality (include consideration of floor, lighting, size, features) (excellent, good, fair, poor)	Fair
Special features	

Signature: P. E. B. AD

Date: 10-12-2000

* Copyright 1999, Good Sports, Inc., Title IX and Gender Equity Specialists. All rights reserved.

LOCKER ROOMS

Name or location of locker room	<i>Wrestling Locker Room</i>
List all teams that use locker room	<i>Wrestling</i>
List all teams that use locker room at one time	<i>Wrestling</i>
Location in relation to competitive facilities (excellent, good, fair, poor) (if varies by team, list teams and assessment of location)	<i>Excellent</i>
Location in relation to practice facilities (excellent, good, fair, poor) (if varies by team, list teams and assessment of location)	<i>Excellent</i>
Location in relation to other facilities such as equipment rooms, weight and training rooms, etc. (excellent, good, fair, poor) (if varies by team, list teams and assessment of location)	<i>Good</i>
Number of full lockers	<i>0</i>
Number of half lockers	<i>60</i>
Number of small (less than half size) lockers	<i>0</i>
Type of seating (e.g., benches, stack or folding chairs, etc.)	<i>Benches</i>
Meeting space (excellent, good, fair, poor)	<i>Good</i>
Maneuvering, walk-around room (excellent, good, fair, poor)	<i>Excellent</i>
Cleanliness (excellent, good, fair, poor)	<i>Good</i>
Is the number of showers sufficient for the number of athletes using the locker room at one time? YES or NO	<i>Yes</i>
Is the number of commodes sufficient for the number of athletes using the locker room at one time? YES or NO	<i>Yes</i>
Overall quality (include consideration of floor, lighting, size, features) (excellent, good, fair, poor)	<i>Good</i>
Special features	

Signature: _____

H. S. Burnett AD

Date: 10-12-2000

LOCKER ROOMS


Name or location of locker room	Boys Basketball Locker Room
List all teams that use locker room	Boys Basketball
List all teams that use locker room at one time	Boys Basketball
Location in relation to competitive facilities (excellent, good, fair, poor) (if varies by team, list teams and assessment of location)	Excellent
Location in relation to practice facilities (excellent, good, fair, poor) (if varies by team, list teams and assessment of location)	Excellent
Location in relation to other facilities such as equipment rooms, weight and training rooms, etc. (excellent, good, fair, poor) (if varies by team, list teams and assessment of location)	Good
Number of full lockers	29
Number of half lockers	0
Number of small (less than half size) lockers	0
Type of seating (e.g., benches, stack or folding chairs, etc.)	Benches
Meeting space (excellent, good, fair, poor)	Good
Maneuvering, walk-around room (excellent, good, fair, poor)	Excellent
Cleanliness (excellent, good, fair, poor)	Excellent
Is the number of showers sufficient for the number of athletes using the locker room at one time? YES or NO	Yes
Is the number of commodes sufficient for the number of athletes using the locker room at one time? YES or NO	Yes
Overall quality (include consideration of floor, lighting, size, features) (excellent, good, fair, poor)	Excellent
Special features	

Signature: *H. S. Bueck* AD Date: 10-12-2000

LOCKER ROOMS

T 26

Name or location of locker room	Girls Basketball Locker Room
List all teams that use locker room	Girls Basketball
List all teams that use locker room at one time	Girls Basketball
Location in relation to competitive facilities (excellent, good, fair, poor) (if varies by team, list teams and assessment of location)	Excellent
Location in relation to practice facilities (excellent, good, fair, poor) (if varies by team, list teams and assessment of location)	Excellent
Location in relation to other facilities such as equipment rooms, weight and training rooms, etc. (excellent, good, fair, poor) (if varies by team, list teams and assessment of location)	Good
Number of full lockers	22
Number of half lockers	0
Number of small (less than half size) lockers	0
Type of seating (e.g., benches, stack or folding chairs, etc.)	Couches & Benches
Meeting space (excellent, good, fair, poor)	Excellent
Maneuvering, walk-around room (excellent, good, fair, poor)	Excellent
Cleanliness (excellent, good, fair, poor)	Excellent
Is the number of showers sufficient for the number of athletes using the locker room at one time? YES or NO	Yes
Is the number of commodes sufficient for the number of athletes using the locker room at one time? YES or NO	Yes
Overall quality (include consideration of floor, lighting, size, features) (excellent, good, fair, poor)	Excellent
Special features	

Signature:  Date: 10-12-2000

LOCKER ROOMS

T 26

Name or location of locker room	Girls Softball Locker Room
List all teams that use locker room	Softball
List all teams that use locker room at one time	Softball
Location in relation to competitive facilities (excellent, good, fair, poor) (if varies by team, list teams and assessment of location)	Good
Location in relation to practice facilities (excellent, good, fair, poor) (if varies by team, list teams and assessment of location)	Good
Location in relation to other facilities such as equipment rooms, weight and training rooms, etc. (excellent, good, fair, poor) (if varies by team, list teams and assessment of location)	Good
Number of full lockers	60
Number of half lockers	0
Number of small (less than half size) lockers	0
Type of seating (e.g., benches, stack or folding chairs, etc.)	Benches
Meeting space (excellent, good, fair, poor)	Good
Maneuvering, walk-around room (excellent, good, fair, poor)	Excellent
Cleanliness (excellent, good, fair, poor)	Good
Is the number of showers sufficient for the number of athletes using the locker room at one time? YES or NO	Yes
Is the number of commodes sufficient for the number of athletes using the locker room at one time? YES or NO	Yes
Overall quality (include consideration of floor, lighting, size, features) (excellent, good, fair, poor)	Good
Special features	

Signature: *[Handwritten Signature]* AD Date: 10-12-2000

LOCKER ROOMS

T 26

Name or location of locker room	Eagle Football Locker Room
List all teams that use locker room	Football Team - V. JV. F.
List all teams that use locker room at one time	Football
Location in relation to competitive facilities (excellent, good, fair, poor) (if varies by team, list teams and assessment of location)	Good
Location in relation to practice facilities (excellent, good, fair, poor) (if varies by team, list teams and assessment of location)	Good
Location in relation to other facilities such as equipment rooms, weight and training rooms, etc. (excellent, good, fair, poor) (if varies by team, list teams and assessment of location)	Good
Number of full lockers	69
Number of half lockers	0
Number of small (less than half size) lockers	0
Type of seating (e.g., benches, stack or folding chairs, etc.)	Folding Chairs
Meeting space (excellent, good, fair, poor)	Good
Maneuvering, walk-around room (excellent, good, fair, poor)	Good
Cleanliness (excellent, good, fair, poor)	Good
Is the number of showers sufficient for the number of athletes using the locker room at one time? YES or NO	Yes
Is the number of commodes sufficient for the number of athletes using the locker room at one time? YES or NO	Yes
Overall quality (include consideration of floor, lighting, size, features) (excellent, good, fair, poor)	Excellent
Special features	

Signature: *H. E. Burch*  AD Date: 10-12-2000

LOCKER ROOMS

Name or location of locker room	Boys Swimming Locker Room
List all teams that use locker room	Boys Swimming
List all teams that use locker room at one time	Boys Swimming
Location in relation to competitive facilities (excellent, good, fair, poor) (if varies by team, list teams and assessment of location)	Excellent
Location in relation to practice facilities (excellent, good, fair, poor) (if varies by team, list teams and assessment of location)	Excellent
Location in relation to other facilities such as equipment rooms, weight and training rooms, etc. (excellent, good, fair, poor) (if varies by team, list teams and assessment of location)	Excellent
Number of full lockers	0
Number of half lockers	0
Number of small (less than half size) lockers	192
Type of seating (e.g., benches, stack or folding chairs, etc.)	Benches
Meeting space (excellent, good, fair, poor)	Good
Maneuvering, walk-around room (excellent, good, fair, poor)	Excellent
Cleanliness (excellent, good, fair, poor)	Good
Is the number of showers sufficient for the number of athletes using the locker room at one time? YES or NO	Yes
Is the number of commodes sufficient for the number of athletes using the locker room at one time? YES or NO	Yes
Overall quality (include consideration of floor, lighting, size, features) (excellent, good, fair, poor)	Good
Special features	

Signature: W. E. Bunt AD Date: 10-12-2000

PRACTICE OR COMPETITIVE FACILITY

Name or location of facility	Paintsville Country Club
List all teams that use the facility	Boys Golf Girls Golf
Is facility off-campus? YES or NO. If yes, how far?	Yes
If the facility is off-campus, explain why the facility is used	This is the local golf course for area schools.
Is seating capacity sufficient for number of spectators expected? YES or NO	N/A
If facility is outdoors, are there lights that permit games and/or practices at night? YES or NO	N/A
Quality of playing surface, i.e., floor, field, mats) (excellent, good, fair, poor)	Good
Electronic scoreboard YES or NO	No
Press box or press tables Yes or NO	N/A
Concession facilities YES or NO	Yes
Restroom facilities for spectators YES or NO	Yes
Equipment storage adjacent YES or NO	No
Access to locker room (excellent, good, fair, poor)	N/A
Overall quality (include consideration of playing surface, lighting, features) (excellent, good, fair, poor)	Good
Special features	

Signature: *[Handwritten Signature]* AD Date: 10-12-2000

PRACTICE OR COMPETITIVE FACILITY

Name or location of facility	JCHS Aquatic Complex
List all teams that use the facility	Swimming (Boys & Girls) Football Basketball (Girls & Boys)
Is facility off-campus? YES or NO. If yes, how far?	No
If the facility is off-campus, explain why the facility is used	
Is seating capacity sufficient for number of spectators expected? YES or NO	No
If facility is outdoors, are there lights that permit games and/or practices at night? YES or NO	
Quality of playing surface, i.e., floor, field, mats) (excellent, good, fair, poor)	Good
Electronic scoreboard YES or NO	Yes
Press box or press tables Yes or NO	Yes
Concession facilities YES or NO	No
Restroom facilities for spectators YES or NO	Yes
Equipment storage adjacent YES or NO	Yes
Access to locker room (excellent, good, fair, poor)	Good
Overall quality (include consideration of playing surface, lighting, features) (excellent, good, fair, poor)	Good
Special features	

Signature: Hy S. Burt AD

Date: 10-12-2000

PRACTICE OR COMPETITIVE FACILITY

Name or location of facility	Golden Eagle Fieldhouse
List all teams that use the facility	Basketball (Boys & Girls) Wrestling Cheer & Dance
Is facility off-campus? YES or NO. If yes, how far?	No
If the facility is off-campus, explain why the facility is used	
Is seating capacity sufficient for number of spectators expected? YES or NO	Yes
If facility is outdoors, are there lights that permit games and/or practices at night? YES or NO	
Quality of playing surface, i.e., floor, field, mats) (excellent, good, fair, poor)	Excellent
Electronic scoreboard YES or NO	Yes
Press box or press tables Yes or NO	Yes
Concession facilities YES or NO	Yes
Restroom facilities for spectators YES or NO	Yes
Equipment storage adjacent YES or NO	Yes
Access to locker room (excellent, good, fair, poor)	Excellent
Overall quality (include consideration of playing surface, lighting, features) (excellent, good, fair, poor)	Good
Special features	

Signature: *H. E. R. [Signature]* AD Date: 10-12-2000


PRACTICE OR COMPETITIVE FACILITY

Name or location of facility	Paul G. Fyffe Field
List all teams that use the facility	Baseball - V, JV
Is facility off-campus? YES or NO. If yes, how far?	No
If the facility is off-campus, explain why the facility is used	
Is seating capacity sufficient for number of spectators expected? YES or NO	Yes
If facility is outdoors, are there lights that permit games and/or practices at night? YES or NO	Yes
Quality of playing surface, i.e., floor, field, mats) (excellent, good, fair, poor)	Good
Electronic scoreboard YES or NO	Yes
Press box or press tables Yes or NO	Yes
Concession facilities YES or NO	Yes
Restroom facilities for spectators YES or NO	Yes
Equipment storage adjacent YES or NO	Yes
Access to locker room (excellent, good, fair, poor)	Good
Overall quality (include consideration of playing surface, lighting, features) (excellent, good, fair, poor)	Good
Special features	

Signature: Hy S. Runt AP Date: 10-12-2000

PRACTICE OR COMPETITIVE FACILITY

Name or location of facility	Golden Eagle Field
List all teams that use the facility	Football Band Track
Is facility off-campus? YES or NO. If yes, how far?	No
If the facility is off-campus, explain why the facility is used	
Is seating capacity sufficient for number of spectators expected? YES or NO	Yes
If facility is outdoors, are there lights that permit games and/or practices at night? YES or NO	Yes
Quality of playing surface, i.e., floor, field, mats) (excellent, good, fair, poor)	Good
Electronic scoreboard YES or NO	Yes
Press box or press tables Yes or NO	Yes
Concession facilities YES or NO	Yes
Restroom facilities for spectators YES or NO	Yes
Equipment storage adjacent YES or NO	Yes
Access to locker room (excellent, good, fair, poor)	Excellent
Overall quality (include consideration of playing surface, lighting, features) (excellent, good, fair, poor)	Good
Special features	

Signature:  AD Date: 10-12-2000

MEDICAL AND TRAINING FACILITIES AND SERVICES - SUMMARY PROGRAM COMPARISON CHART 1

Teams	medical doctor at			certified trainer at			student trainer at			weight room schedule okay		training room schedule okay		pays for physical exams	
	H*	A	P	H	A	P	H	A	P	Yes	No	YES	NO	student	school
G V basketball										✓		✓			✓
B V basketball										✓		✓			✓
G JV basketball										✓		✓			✓
B JV basketball										✓		✓			✓
G Fr basketball										✓		✓			✓
B Fr basketball										✓		✓			✓
G V softball										✓		✓			✓
B V baseball										✓		✓			✓
G JV softball N/A															
B JV baseball										✓		✓			✓
G Fr softball N/A															
B Fr baseball N/A															
G cross country N/A															
B cross country N/A															
G V golf										✓		✓			✓
B V golf										✓		✓			✓
G JV golf										✓		✓			✓
B JV golf										✓		✓			✓

Signature: *[Handwritten Signature]* Date: 10-12-2000

MEDICAL AND TRAINING FACILITIES AND SERVICES - SUMMARY PROGRAM COMPARISON CHART 2

Teams	medical doctor at			certified trainer at			student trainer at			weight room schedule okay		training room schedule okay		pays for physical exams	
	H	A	P	H	A	P	H	A	P	Yes	No	YES	NO	student	school
G V soccer	N/A														
B V soccer	N/A														
G JV soccer	N/A														
B JV soccer	N/A														
G Fr soccer	N/A														
B Fr soccer	N/A														
G swimming										✓		✓			✓
B swimming										✓		✓			✓
G track										✓		✓			✓
B track										✓		✓			✓
G V tennis	N/A														
B V tennis	N/A														
G JV tennis	N/A														
B JV tennis	N/A														
G V (list sport)	N/A														
B V wrestling										✓		✓			✓
G JV (list sport)	N/A														
B JV wrestling															

Signature: *Hy-E. Burnett AD* Date: 10-12-2000

* Copyright 1999, Good Sports, Inc., Title IX and Gender Equity Specialists. All rights reserved.

MEDICAL AND TRAINING FACILITIES AND SERVICES - SUMMARY PROGRAM COMPARISON CHART 3

Teams	medical doctor at			certified trainer at			student trainer at			weight room schedule okay		training room schedule okay		pays for physical exams	
	H	A	P	H	A	P	H	A	P	Yes	No	YES	NO	student	school
G V volleyball <i>N/A</i>															
B V football										✓		✓			✓
G JV volleyball <i>N/A</i>															
B JV football										✓		✓			✓
G Fr volleyball <i>N/A</i>															
B Fr football										✓		✓			✓
G (list sport) <i>N/A</i>															
B (list sport) <i>N/A</i>															
G (list sport) <i>N/A</i>															
B (list sport) <i>N/A</i>															

* "H" is for home games, "A" is for away games, and "P" is for practices

Signature: *Wayne E. Rumbert* AD Date: 10-12-2000

PUBLICITY - SUMMARY PROGRAM COMPARISON CHART

BENEFITS	GIRLS' TEAMS (list team and competitive level)	BOYS' TEAMS (list team and competitive level)
Media guide	<i>All Varsity athletic teams!</i>	<i>All Varsity athletic teams.</i>
Game program		<i>Football</i>
Schedule cards	<i>Girls Basketball</i>	<i>Football Boys Basketball</i>
Cheerleaders perform at home games	<i>Girls Basketball</i>	<i>Football Boys Basketball</i>
Would like cheerleaders to perform at home games	<i>Girls Track</i>	<i>Boys Track</i>
Cheerleaders perform at away games	<i>Girls Basketball</i>	<i>Football Boys Basketball</i>
Would like cheerleaders to perform at away games	<i>None</i>	<i>None</i>
Pep band performs at home games	<i>Girls Basketball</i>	<i>Football Basketball (Boys)</i>
Would like pep band to perform at home games	<i>Girls Track</i>	<i>Boys Track</i>
Pep band performs at away games	<i>Girls Basketball</i>	<i>Football Boys Basketball</i>
Would like pep band to perform at away games	<i>None</i>	<i>None</i>
Other support groups perform at home games (e.g., mascot, drill or <u>dance team</u> , etc.)	<i>Girls Basketball</i>	<i>Football Boys Basketball</i>
Would like other support groups to perform at home games	<i>Girls Track</i>	<i>Boys Track</i>
Other support groups perform at away games (for example, mascot, drill team, dance team, etc.)	<i>None</i>	<i>None</i>
Would like other support groups to perform at away games	<i>None</i>	<i>None</i>

Signature: *H.S. R. Smith AD* Date: *10-12-2000*

BUDGETS - PROGRAM COMPARISON CHART I

Teams	equipment and supplies		travel		awards		coaches' salaries		facilities improvements		publications (if sport-specific)	
	B*	E	B	E	B	E	B	E	B	E	B	E
G basketball	6253.19	6253.19	1272.63	1272.63	470.00	470.00	6980.00	6980.00				
B basketball	1509.14	1509.14	2141.10	2141.10	881.00	881.00	6630.00	6630.00				
G softball	829.40	829.40	606.45	606.45			2000.00	2000.00				
B baseball	2196.04	2196.04	707.40	707.40	81.72	81.72	4500.00	4500.00				
G cross country	N/A											
B cross country	N/A											
G golf	873.14	873.14					1000.00	1000.00				
B golf	1509.14	1509.14	40.49	40.49	65.00	65.00	1000.00	1000.00				
G soccer	N/A											
B soccer	N/A											
G swimming	1,919.92	1,919.92			42.00	42.00	500.00	500.00				
B swimming	1,919.92	1,919.92			42.00	42.00	500.00	500.00				

Signature: _____

[Handwritten Signature]

Date: _____

10-12-2000

BUDGETS - PROGRAM COMPARISON CHART 2

Teams	equipment and supplies		travel		awards		coaches' salaries		facilities improvements		publications (if sport-specific)	
	B	E	B	E	B	E	B	E	B	E	B	E
G track	234. ⁰⁰	234. ⁰⁰	50. ⁹²	50. ⁹²			2250. ⁰⁰	2250. ⁰⁰				
B track	234. ⁰⁰	234. ⁰⁰	50. ⁹²	50. ⁹²			2250. ⁰⁰	2250. ⁰⁰				
G tennis	N/A											
B tennis	N/A											
G volleyball	N/A											
B wrestling	N/A						4350. ⁰⁰	4350. ⁰⁰				
G (list sport), N/A												
B (football)	14,951. ⁷⁴	14,951. ⁷⁴	835. ⁶¹	835. ⁶¹	58. ⁹³	58. ⁹³	19450. ⁰⁰	19450. ⁰⁰				
G (list sport), N/A												
B (list sport), N/A												

* "B" is for budgets and "E" is for expenditures

Signature: AS Frank AD

Date: 10-12-2000

Signature: M.E. [Signature] AD Date: 10-12-2000

** If applicable to program.

Program	Dollar Amount Awarded for Athletic Ability	Percentage of Total Dollars Awarded	Number of Participants (single count)	Percent of Total Participation
GIRLS	0	0%	0	0%
BOYS	Approx 15,000.00	100%	7	100%
Totals	15,000.00	100%	7	100%

ATHLETIC SCHOLARSHIPS - SUMMARY PROGRAM CHART**

Signature: [Signature]

Date: 10-12-2000

** If applicable to program.

BENEFIT		GIRLS	BOYS
Number of athletes receiving tutoring		32	52
Number of teams indicating that tutors are available enough		5	7
Number of teams indicating tutors are professional educators		5	7
Number of teams indicating tutors are college students		0	0
Number of teams indicating tutors are high school students		0	0
Rate of pay for most tutors		18.00	18.00
Other rates of pay provided to tutors			

TUTORING - SUMMARY PROGRAM COMPARISON**

1999-2000 KHSAA TITLE IX ATHLETICS AUDIT

Checklist - Overall Interscholastic Athletics Program

		ADVANTAGE TO	
		GIRLS' PROGRAM	BOYS' PROGRAM
		NEITHER PROGRAM	(Compliance)
Accommodation of Interests and Abilities			✓
Equipment and Supplies			✓
Scheduling of Games and Practice Time			✓
Travel and Per Diem Allowances			✓
Coaching			✓
Locker Rooms, Practice and Competitive Facilities			✓
Medical and Training Facilities and Services			✓
Publicity			✓
Support Services			✓
Athletic Scholarships**			✓
Tutoring**			✓
Housing and Dining Facilities and Services**			✓
Recruitment of Student Athletes**	N/A		

** Athletic scholarships, tutoring specifically for athletes, housing and dining facilities and services, and recruitment of student athletes are usually not relevant at the high school level.

10-12-2000

[Handwritten signature]

Draft 2-29-2000
 Revised & Approved by Equity Committee on 3/8/00

JOHNSON COUNTY SCHOOLS
 2000-2001 TITLE IX/EQUITY PLAN

Strategies/Activities	Person(s) Responsible	Start Date	End Date
1. As a part of the JCHS Consolidated Planning Needs Assessments, survey female students to determine what sports are viable offerings in 2000-2001 and in 2001-2002.	Steve Trimble Johnny Ray Turner Charlotte Dockery	February 2000	March 2000
2. Offer one additional girls' sport at JCHS in 2000-2001 and explore the feasibility of adding another girls' sport in 2001-2002.	Johnny Ray Turner Steve Trimble	Fall Semester 2000	May 2001
3. Develop an Equity Component and/or specific Equity Action Plans to the JCMS Consolidated Plan to address male-female student achievement differences evidenced on the latest CATs results.	Steve Whitaker Ben Hamilton Tracy May	August 2000	June 2002
4. At JCHS, gradually improve (consistent with the school's Perkins Vocational Plan) male-female balance in vocational classes that traditionally have been either male or female dominant.	Charlotte Dockery Steve Trimble	August 2000	June 2002
5. At JCHS, gradually improve the parity of male and female student performance on all sections of the ACT exam and state accountability assessments.	Charlotte Dockery	August 2000	June 2002
6. Raise the head softball coach's stipend from \$1,000 to \$2,000 (to the same level as the head baseball coach) and pay assistant softball coaches commensurate with baseball assistant coaches.	Orville Hamilton Johnson County BOE Peggy Vanhoose	July 2000	On-going

Strategies/Activities	Person(s) Responsible	Start Date	Find Date
7. Obtain (through donation?) a scoreboard for the girls' softball field.	Johnny Ray Turner Steve Trimble	July 2000	June 2002
8. Arrange for lockers for use by the softball team (JCMS football lockers / 3 rd base side baseball lockers).	Steve Trimble Steve Whitaker Johnny Ray Turner	July 2000	June 2001
9. Principals obtain financial information from all of the schools' booster organizations.	Peggy Vanhoose Steve Trimble Steve Whitaker	August 2000	June 2001 & On-going
10. All schools, including elementaries, develop an Equity Component to their 2000-2002 Consolidated Plans to address gender disparities in student academic performance, athletic & extracurricular opportunities, etc.	All Elementary Principals	January 2000	May 2000
[The recommendations below emerged from the discussions of the Gender Equity Committee but are beyond the scope of the committee's work.]			
* Establish a BOE/Central Office Committee to review all coaching stipends, e.g., to compare stipend structures among major sports, etc.	Orville Hamilton Arnold Rowland	September 2000	June 2001
* Raise head track coach's stipend from \$1,500 to \$2,000 and pay an assistant track coach \$1,000.	Orville Hamilton Johnson County BOE Peggy Vanhoose	July 2000	On-going
* Raise head swimming coach's stipend from \$1,500 to \$4,450 and assistant swimming coach from \$1,000 to \$1,200.	Orville Hamilton Johnson County BOE Peggy Vanhoose	July 2000	On-going

TITLE IX CORRECTIVE ACTION PLAN

To utilize this form indicate the intended area which needs corrective action and the suggested change time table for implementation. You may copy this form as needed. Please attach corrective action plans along with audit forms and submit by June 30.

ITEM FOR CORRECTION	SUGGESTED CHANGE	TIME TABLE FOR CORRECTIVE ACTION

**TITLE IX
CORRECTIVE ACTION PLAN**

To utilize this form indicate the intended area which needs corrective action and the suggested change time table for implementation. You may copy this form as needed. Please attach corrective action plans along with audit forms and submit by June 30.

ITEM FOR CORRECTION	SUGGESTED CHANGE	TIME TABLE FOR CORRECTIVE ACTION